



# Genie™ Nano Cameras

Smaller, faster, stronger, cheaper.

Compact GigE Vision cameras with unprecedented speed and uncompromised image quality.

Introducing Genie Nano, a GigE vision CMOS area scan camera that redefines **low cost** performance. Genie Nano starts with industry leading image CMOS sensors from VGA to 25 megapixel resolution and adds proprietary camera technology for **breakthrough speed**, a robust build quality for wide operating temperature, and an unmatched feature set—all at an **incredible price**. Teledyne DALSA's proprietary **TurboDrive™** technology allows Genie Nano to deliver its full image quality at faster frame rates—often 150% or higher—with no changes to your GigE network. Like all Teledyne DALSA GigE cameras, the Genie Nano is based on AIA GigE Vision Standard to directly link the camera to a PC.



**TURBODRIVE™**  
BY TELEDYNE DALSA

## Key Features

- Uses standard PC Ethernet port & hardware
- Supports cable lengths up to 100 m (CAT-5e or CAT-6)
- Simplified set-up with field proven Sopera LT software featuring CamExpert
- Engineered to accommodate industrial environment with a ruggedized screw mount RJ-45 connector

## Programmability

- Higher frame rates achievable in partial scan mode
- Global electronic shutter with exposure control
- Multi-exposure feature
- Multi-ROI feature
- Metadata support
- IEEE1588 (Precision Time Protocol) support
- Binning
- Look-up-table and More

## Reliability

- Robust all-metal body
- 3 year warranty
- Trigger to Image Reliability (T2IR) framework improves the reliability of your inspection system and protects you from data loss

## Typical Applications

- Electronics manufacturing inspection
- Industrial metrology
- Intelligent traffic systems

## Regulatory Compliance

- CE, FCC and RoHS

	Active Resolution	Sensor Model	Frame Rate (Burst Mode)	Pixel Size	Dynamic Range	Max. Image Circle	Data Format	Part Number (for C-mount option)
●● M640/M640-NIR	640 x 480	On-Semi Python300	862 fps	4.8 μm	62.1 dB	1/4" Optical Format	8 or 10-Bit Mono	G3-GM10-M0640 G3-GM12-M0640 (NIR)
●●● C640	640 x 480	On-Semi Python300	862 fps	4.8 μm	62.1 dB	1/4" Optical Format	8 or 10-Bit Bayer/RGB/YUV*	G3-GC10-C0640 G3-GC10-C0640IF (with IR cut-off filter)
●● M700	728 x 544	Sony IMX287	311 fps	6.9 μm	73.6 dB	1/3" Optical Format	8 or 12-Bit Mono	G3-GM10-M0700
●●● C700	728 x 544	Sony IMX287	311 fps	6.9 μm	73.6 dB	1/3" Optical Format	8 or 12-Bit Bayer/RGB/YUV*	G3-GC10-C0700
●● M800	800 x 600	On-Semi Python500	566 fps	4.8 μm	62.1 dB	1/3.3" Optical Format	8 or 10-Bit Mono	G3-GM10-M0800
●●● C800	800 x 600	On-Semi Python500	566 fps	4.8 μm	62.1 dB	1/3.3" Optical Format	8 or 10-Bit Bayer/RGB/YUV*	G3-GC10-C0800 G3-GC10-C0800IF (with IR cut-off filter)
●● M810	816 x 624	Sony IMX433	160 fps	9 μm	72.1dB	1/1.7" Optical Format	8 or 12-Bit Mono	G3-GM11-M0810
●●● C810	816 x 624	Sony IMX433	160 fps	9 μm	72.1 dB	1/1.7" Optical Format	8 or 12-Bit Bayer/RGB/YUV*	G3-GC11-C0810 G3-GC11-C0810IF (with IR cut-off filter)
●● M1240	1280 x 1024	On-Semi Python1300 P3	83 fps	4.8 μm	62.1 dB	1/2" Optical Format	8 or 10-Bit Mono	G3-GM11-M1240
●●● C1240	1280 x 1024	On-Semi Python1300 P3	83 fps	4.8 μm	62.1 dB	1/2" Optical Format	8 or 10-Bit Bayer/RGB/YUV*	G3-GC11-C1240 G3-GC11-C1240IF
●● M1280/M1280-NIR	1280 x 1024	On-Semi Python1300	213 fps	4.8 μm	62.1 dB	1/2" Optical Format	8 or 10-Bit Mono	G3-GM10-M1280 G3-GM12-M1280 (NIR)
●●● C1280	1280 x 1024	On-Semi Python1300	213 fps	4.8 μm	62.1 dB	1/2" Optical Format	8 or 10-Bit Bayer/RGB/YUV*	G3-GC10-C1280 G3-GC10-C1280IF (with IR cut-off filter)
●● M1450	1456 x 1080	Sony IMX273	160 fps	3.45 μm	76.4 dB	1/3" Optical Format	8 or 12-Bit Mono	G3-GM10-M1450
●●● C1450	1456 x 1080	Sony IMX273	160 fps	3.45 μm	76.4 dB	1/3" Optical Format	8 or 12-Bit Bayer/RGB/YUV*	G3-GC10-C1450 G3-GC10-C1450IF (with IR cut-off filter)
●● M1610	1608 x 1104	Sony IMX432	90 fps	9 μm	72.1 dB	1.1" Optical Format	8 or 12-Bit Mono	G3-GM11-M1610
●●● C1610	1608 x 1104	Sony IMX432	90 fps	9 μm	72.1 dB	1.1" Optical Format	8 or 12-Bit Bayer/RGB/YUV*	G3-GC11-C1610 G3-GC11-C1610IF (with IR cut-off filter)
●● M1630	1632 x 1248	Sony IMX430	85 fps	4.5 μm	73 dB	1/1.7" Optical Format	8 or 12-Bit Mono	G3-GM11-M1630
●●● C1630	1632 x 1248	Sony IMX430	85 fps	4.5 μm	73 dB	1/1.7" Optical Format	8 or 12-Bit Bayer/RGB/YUV*	G3-GC11-C1630 G3-GC11-C1630IF (with IR cut-off filter)
●● M1920	1920 x 1200	Sony IMX249	39 fps	5.86 μm	75.5 dB	1/1.2" Optical Format	8 or 12-Bit Mono	G3-GM11-M1920
●●● C1920	1920 x 1200	Sony IMX249	39 fps	5.86 μm	75.5 dB	1/1.2" Optical Format	8 or 12-Bit Bayer/RGB/YUV*	G3-GC11-C1920 G3-GC11-C1920IF (with IR cut-off filter)
●● M1940	1920 x 1200	Sony IMX174	84 fps	5.86 μm	68.3 dB	1/1.2" Optical Format	8 or 10-Bit Mono	G3-GM10-M1940
●●● C1940	1920 x 1200	Sony IMX174	84 fps	5.86 μm	68.3 dB	1/1.2" Optical Format	8 or 10-Bit Bayer/RGB/YUV*	G3-GC10-C1940 G3-GC10-C1940IF (with IR cut-off filter)
●● M1930/M1930-NIR	1920 x 1200	On-Semi Python2000	116 fps	4.8 μm	62.1 dB	2/3" Optical Format	8 or 10-Bit Mono	G3-GM10-M1930 G3-GM12-M1930 (NIR)
●●● C1930	1920 x 1200	On-Semi Python2000	116 fps	4.8 μm	62.1 dB	2/3" Optical Format	8 or 10-Bit Bayer/RGB/YUV*	G3-GC10-C1930 G3-GC10-C1930IF (with IR cut-off filter)
●● M1950	1936 x 1216	Sony IMX392	151 fps	3.4 μm	75 dB	1/2.3" Optical Format	8 or 12-Bit Mono	G3-GM10-M1950
●●● C1950	1936 x 1216	Sony IMX392	151 fps	3.4 μm	75 dB	1/2.3" Optical Format	8 or 12-Bit Bayer/RGB/YUV*	G3-GC10-C1950 G3-GC10-C1950IF (with IR cut-off filter)
●● M2020	2048 x 1536	Sony IMX265	55 fps	3.45 μm	76.4 dB	1/1.8" Optical Format	8 or 12-Bit Mono	G3-GM11-M2020
●●● C2020	2048 x 1536	Sony IMX265	55 fps	3.45 μm	76.4 dB	1/1.8" Optical Format	8 or 12-Bit Bayer/RGB/YUV*	G3-GC11-C2020 G3-GC11-C2020IF (with IR cut-off filter)
●● M2050	2048 x 1536	Sony IMX252	140 fps	3.45um	56.4 dB	1/1.8" Optical Format	8-Bit Mono	G3-GM10-M2050
●●● C2050	2048 x 1536	Sony IMX252	140 fps	3.45 μm	56.4 dB	1/1.8" Optical Format	8-Bit Bayer/RGB/YUV*	G3-GC10-C2050 G3-GC10-C2050IF (with IR cut-off filter)
●● M2420	2448 x 2048	Sony IMX264	35 fps	3.45 μm	76.4 dB	2/3" Optical Format	8 or 12-Bit Mono	G3-GM11-M2420
●●● C2420	2448 x 2048	Sony IMX264	35 fps	3.45 μm	76.4 dB	2/3" Optical Format	8 or 12-Bit Bayer/RGB/YUV*	G3-GC11-C2420 G3-GC11-C2420IF (with IR cut-off filter)
●● M2450	2448 x 2048	Sony IMX250	90 fps	3.45 μm	56.4 dB	2/3" Optical Format	8-Bit Mono	G3-GM10-M2450
●●● C2450	2448 x 2048	Sony IMX250	90 fps	3.45 μm	56.4 dB	2/3" Optical Format	8-Bit Bayer/RGB/YUV*	G3-GC10-C2450 G3-GC10-C2450IF (with IR cut-off filter)
●● M2590/M2590-NIR	2592 x 2048	On-Semi Python5000	51 fps	4.8 μm	62.1 dB	1" Optical Format	8 or 10-Bit Mono	G3-GM10-M2590 G3-GM12-M2590 (NIR)
●●● C2590	2592 x 2048	On-Semi Python5000	51 fps	4.8 μm	62.1 dB	1" Optical Format	8 or 10-Bit Bayer/RGB/YUV*	G3-GC10-C2590 G3-GC10-C2590IF (with IR cut-off filter)

\*User selectable. Refer to user manual for complete configuration detail.

GENIE NANO INDIVIDUAL MODEL SPECIFICATIONS cont.

	Active Resolution	Sensor Model	Frame Rate (Burst Mode)	Pixel Size	Dynamic Range	Max. Image Circle	Data Format	Part Number
●● M4060	4112 x 2176	Sony IMX255	56 fps	3.45 µm	56.4 dB	1" Optical Format	8-Bit Mono	G3-GM10-M4060
●●● C4060	4112 x 2176	Sony IMX255	56 fps	3.45 µm	56.4 dB	1" Optical Format	8-Bit Bayer/RGB/YUV*	G3-GC10-C4060 G3-GC10-C4060IF (with IR cut-off filter)
●● M4040	4112 x 3012	Sony IMX253	40 fps	3.45 µm	56.4 dB	1.1" Optical Format	8-Bit Mono	G3-GM10-M4040
●●● C4040	4112 x 3012	Sony IMX253	40 fps	3.45 µm	56.4 dB	1.1" Optical Format	8-Bit Bayer/RGB/YUV*	G3-GC10-C4040 G3-GC10-C4040IF (with IR cut-off filter)
●● M4030	4112 x 2176	Sony IMX267	30 fps	3.45 µm	76.4 dB	1" Optical Format	8 or 12-Bit Mono	G3-GM-11-M4030
●●● C4030	4112 x 2176	Sony IMX267	30 fps	3.45 µm	76.4 dB	1" Optical Format	8 or 12-Bit Bayer/RGB/YUV*	G3-GC-11-C4030 G3-GC-11-C4030IF (with IR cut-off filter)
●● M4020	4112 x 3012	Sony IMX304	20 fps	3.45 µm	76.4 dB	1.1" Optical Format	8 or 12-Bit Mono	G3-GM-11-M4020
●●● C4020	4112 x 3012	Sony IMX304	20 fps	3.45 µm	76.4 dB	1.1" Optical Format	8 or 12-Bit Bayer/RGB/YUV*	G3-GC-11-C4020 G3-GC-11-C4020IF (with IR cut-off filter)
●●● C4900	4912 x 3684	On-Semi AR1820HS	13 fps	1.25 µm	65.8 dB	1/2.3" Optical Format	User selectable Bayer/RGB/YUV*	G3-GC10-C4900 (for C-mount option)
●● XL M4090	4096 x 4096	On-Semi Python 16K	31 fps	4.5 µm	55.2 dB	APS-H Optical Format	8 or 10-Bit Mono	G3-GM30-M4095
●●● XL C4090	4096 x 4096	On-Semi Python 16K	31 fps	4.5 µm	55.2 dB	APS-H Optical Format	8 or 10-Bit Bayer	G3-GC30-C4095
●● XL M5100	5120 x 5120	On-Semi Python 25K	20 fps	4.5 µm	55.2 dB	APS-H Optical Format	8 or 10-Bit Mono	G3-GM30-M5105
●●● XL C5100	5120 x 5120	On-Semi Python 25K	20 fps	4.5 µm	55.2 dB	APS-H Optical Format	8 or 10-Bit Bayer	G3-GC30-C5105

\*User selectable. Refer to user manual for complete configuration detail.

GENIE NANO INDIVIDUAL MODEL SPECIFICATIONS — POLARIZATION

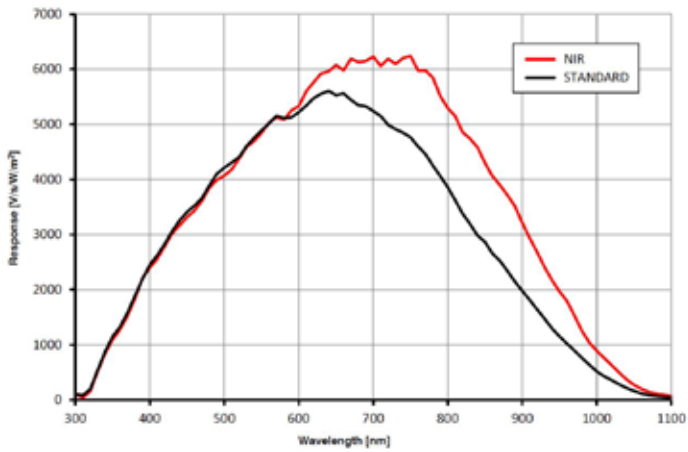
●● M2450 POLARIZED	2448 x 2048	Sony IMX250MZR	34.4 fps	3.45 µm	76.4 dB	2/3" Optical Format	8 or 12-Bit Mono	G3-GM14-M2450
--------------------	-------------	----------------	----------	---------	---------	---------------------	------------------	---------------

GENIE NANO FAMILY SPECIFICATIONS (COMMON TO ALL MODELS)

GENIE NANO		GENIE NANO XL
Data Output Transfer	Gigabit Ethernet (1000 Mbit/s) only	
Exposure Control	Automatic, programmable, or via external trigger (Note: C4900 rolling shutter supports only programmable exposure control)	
I/O Ports	2 opto-isolated inputs, 2 opto-isolated outputs, 1 input/3 outputs option available on demand	2 opto-isolated inputs, 3 opto-isolated outputs
Image Buffers (On-board memory)	90MB for VGA to 5 Mpixel models 200 MB for the 9M, 12M and 18 Mpixels models	500 MB for the 16 and 25 Mpixels models
Lens Mount	C and CS-Mount available	M42
Size (L x H x W) (C-mount option)	21.2 mm x 29 mm x 44 mm (no lens adapter or connectors) 38.9 mm x 29 mm x 44 mm (with lens adapter and connectors)	30 mm x 59 mm x 59 mm (no lens adapter or connectors) 30 mm x 59 mm x 59 mm (with lens adapter and connectors)
Mass	~46 g	~163 g
Operating Temp	-20 to +60°C (housing temperature)	
Power Supply	10 to 36V or Power Over Ethernet (POE)	
Power Dissipation (model dependent)	3.6 W to 4.6 W(12V) 4.0 W to 4.9 W (PoE)	6.5 W @ 24 Volt Aux.
Data Connector	Standard or screw mount RJ-45	
Power and I/O Connector	SAMTEC TFM-105 type	
Camera Specification	GigE Vision v1.2 compliant	
Software Platform	Teledyne DALSA Sopera LT 8.0 for Windows, Teledyne DALSA GigE-V for Linux or 3rd Party GenICam compliant SDK	

## RESPONSIVITY GRAPHS

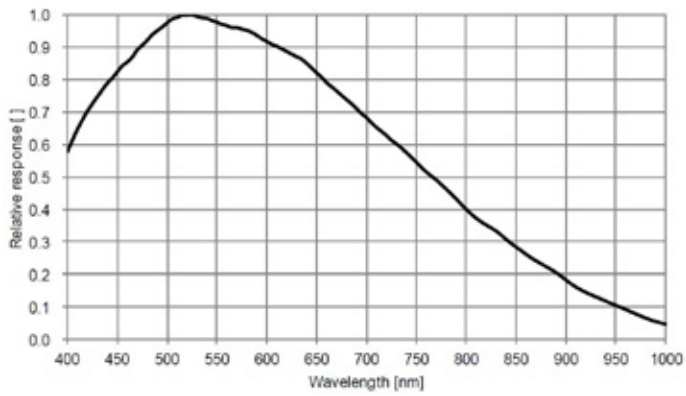
### Spectral Response Standard Monochrome Models



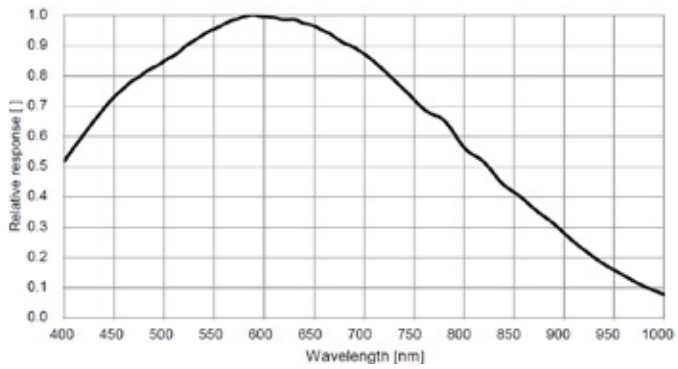
M640/NIR  
M800/NIR  
M1280/NIR  
M2590/NIR  
M1930/NIR  
M4090  
M5100



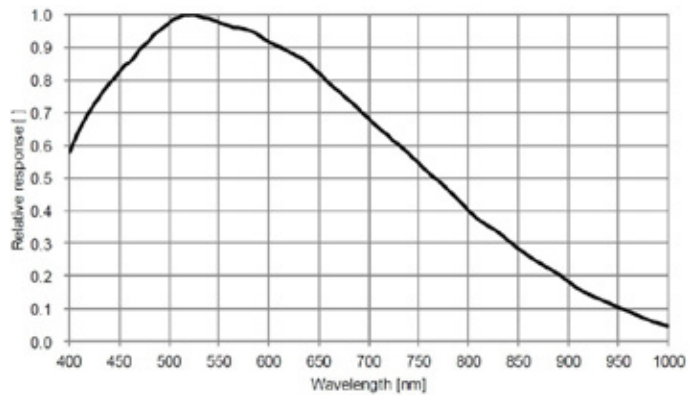
(Excludes lens characteristics and light source characteristics.)



M4060  
M4040  
M4030  
M4020  
M2020  
M2050  
M2420  
M2450



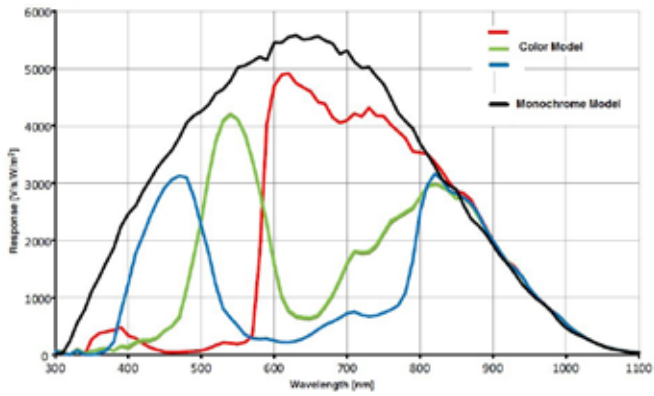
M810  
M1610  
M1630



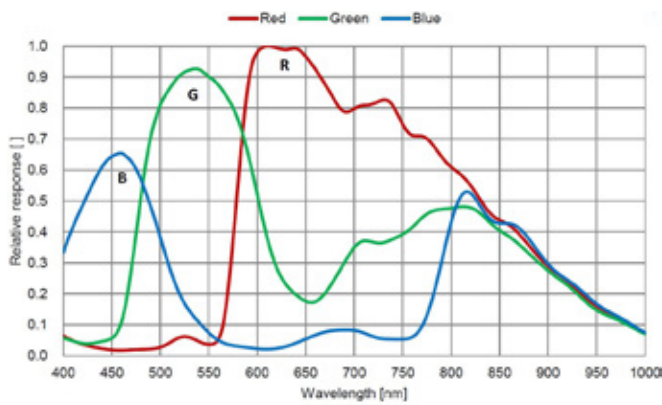
M1920  
M1940

## RESPONSIVITY GRAPHS

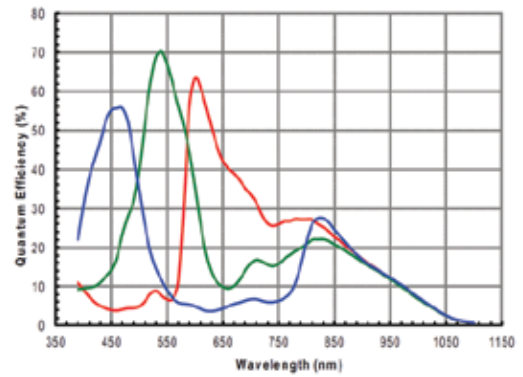
### Spectral Response Standard Colour Models



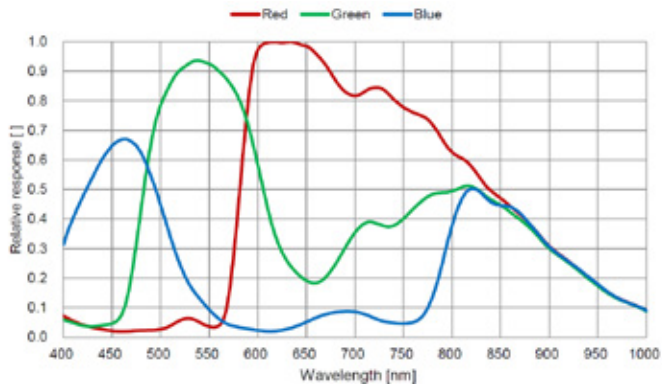
C640  
C800  
C1280  
C1930  
C2590  
C4090  
C5100



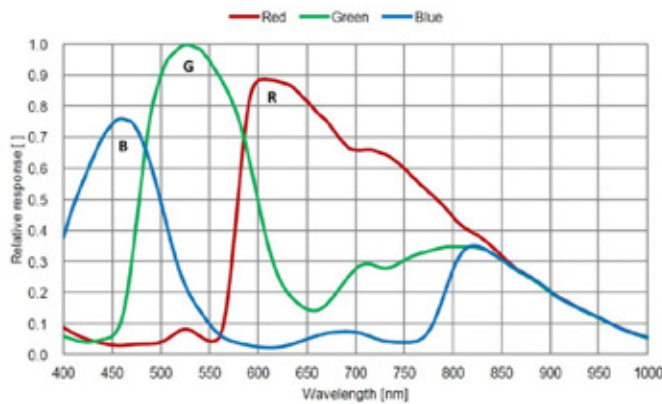
C4060  
C4040  
C4030  
C4020  
C2020  
C2050  
C2420  
C2450



C4900

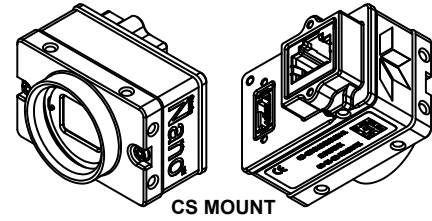
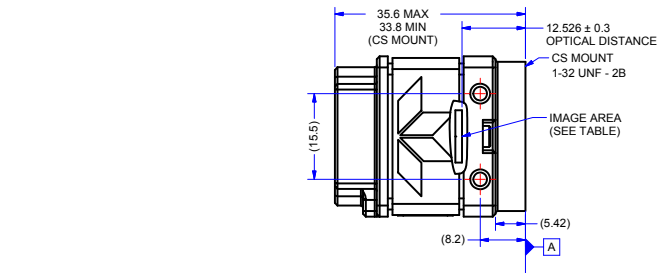


C810  
C1610  
C1630

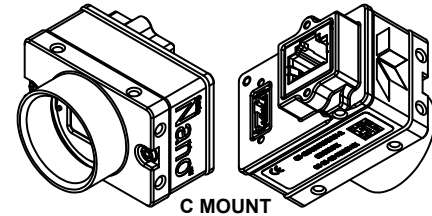
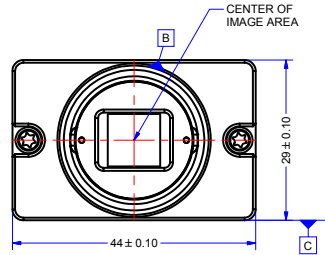
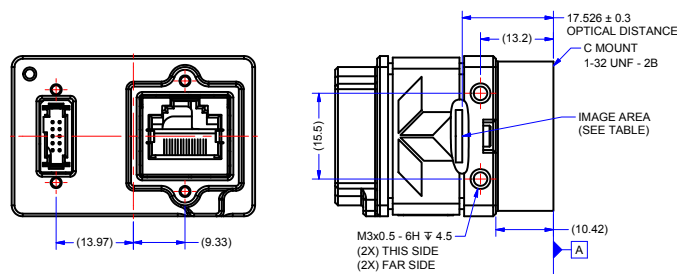


C1920  
C1940



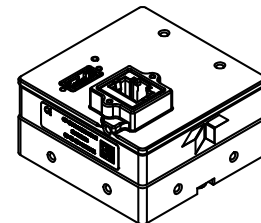
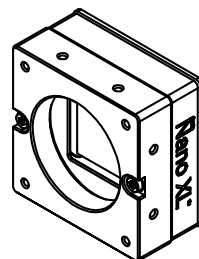
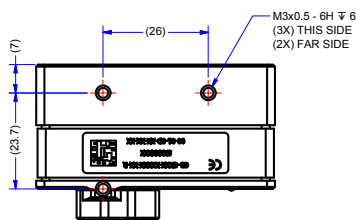
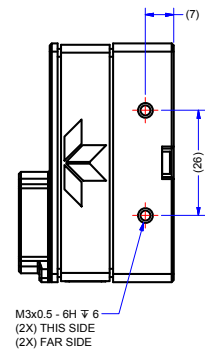
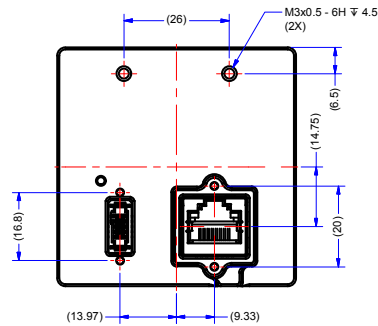
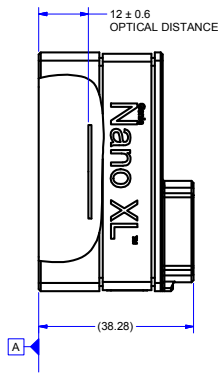
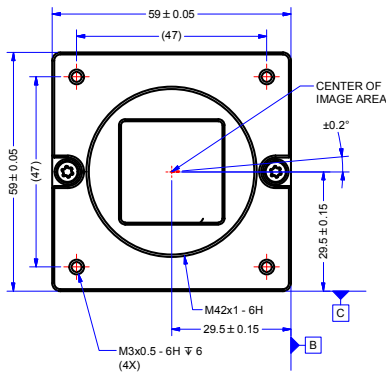
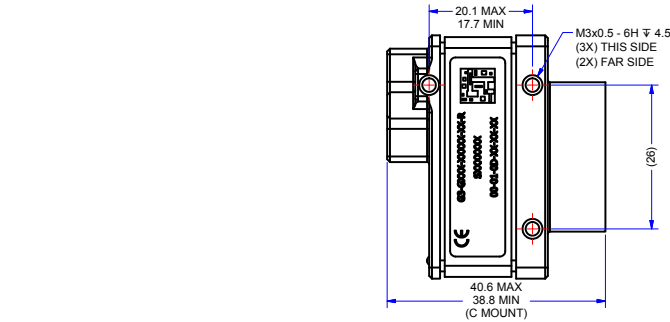


**CS MOUNT**



**C MOUNT**

NOTES:  
 1. UNITS: MILLIMETERS.  
 2. IMAGE AREA IS ALIGNED TO DATUMS **A**, **B** & **C**



[www.teledynedalsa.com](http://www.teledynedalsa.com)

**NOTES:** See user manual for more detail. See product web page for downloadable 3D models.

**Americas**

Boston, USA  
 +1 978-670-2000  
 sales.americas@teledynedalsa.com

**Europe**

Krailling, Germany  
 +49 89-89-54-57-3-80  
 sales.europe@teledynedalsa.com

**Asia Pacific**

Tokyo, Japan  
 +81 3-5960-6353  
 sales.asia@teledynedalsa.com

Shanghai, China  
 +86 21-3368-0027  
 sales.asia@teledynedalsa.com

Teledyne DALSA has its corporate offices in Waterloo, Canada  
 Teledyne DALSA reserves the right to make changes at any time without notice. Teledyne DALSA © 20201116



Part of the Teledyne Imaging Group



## Versatile camera series featuring Pregius® and Python® sensors

[www.teledynedalsa.com](http://www.teledynedalsa.com)

### Americas

Boston, USA  
+1 978-670-2000  
sales.americas@teledynedalsa.com

### Europe

Krailling, Germany  
+49 89-89-54-57-3-80  
sales.europe@teledynedalsa.com

### Asia Pacific

Tokyo, Japan  
+81 3-5960-6353  
sales.asia@teledynedalsa.com

Shanghai, China  
+86 21-3368-0027  
sales.asia@teledynedalsa.com

Teledyne DALSA has its corporate offices in Waterloo, Canada  
Teledyne DALSA reserves the right to make changes at any time without notice. Teledyne DALSA © 20201116



Part of the Teledyne Imaging Group